


Draught-proofing




EARTHWORKER
SMART ENERGY
COOPERATIVE




EARTHWORKER SMART ENERGY COOPERATIVE

- Home Thermal Assessments
- Residential Scorecard Assessments
- Draught-proofing installations
- Secondary glazing installations
- 112 draught proofing installs and counting!
- Many more homes assessed
- Contractor to councils and social housing organisations

Draughts (aka air leaks) = Uncontrolled ventilation



 winter



 summer

Why fix draughts?

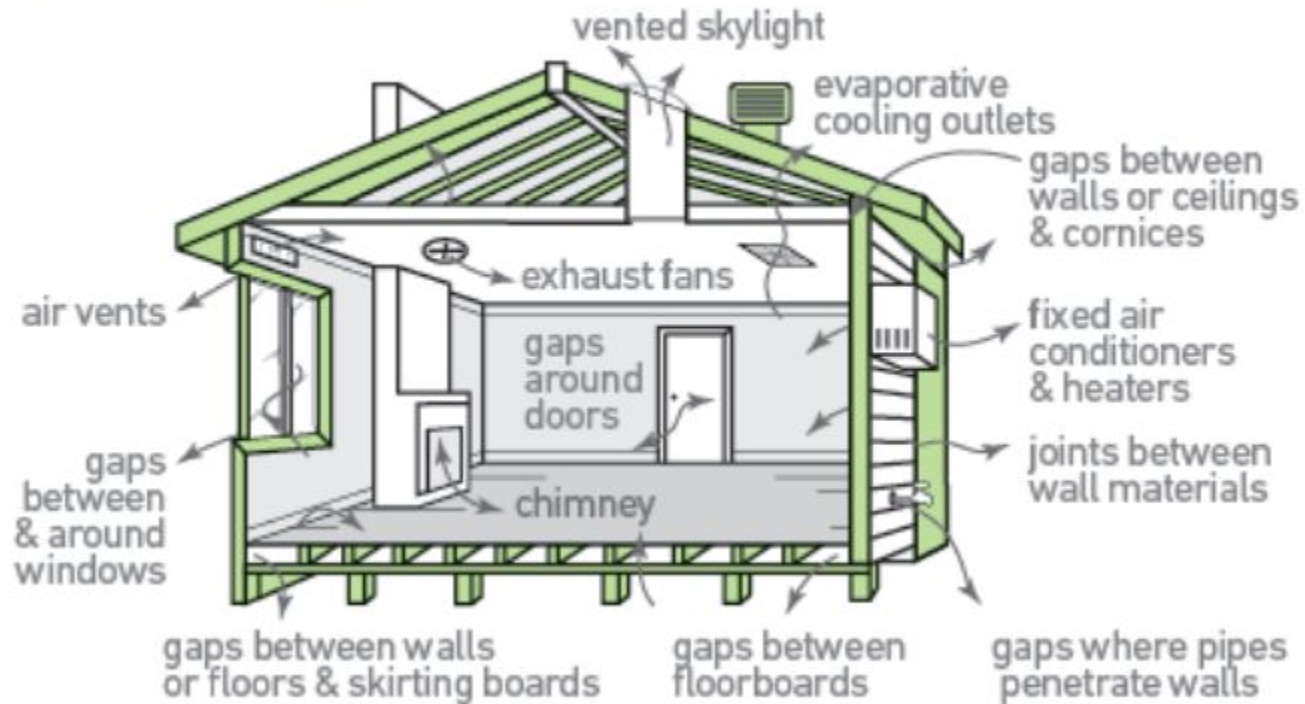
Main benefits

- ✓ **Comfort**
 - Warmer in winter, cooler in summer
- ✓ **Saves money**
 - Lower heating and cooling bills
- ✓ **Health**
 - Prevent smoke, dust, pollen, insects, etc. coming into your home

Added benefits

- ✓ **Quieter**
 - No more rattling doors and windows
 - Reduced traffic noise
- ✓ **Increase your home's value**
 - Improved energy rating
- ✓ **Helps the environment**
 - Reduced carbon emissions

FIND & FIX GAPS



Source: Sustainability Victoria

How to find draughts



LOOK for:

Obvious gaps

Light around doors and windows

Moving curtains, spider webs

Or ask a professional!



LISTEN for:

Rattling and whistling



FEEL for:

Cold or moving air

How to prevent draughts

- Seal gaps, cracks and wall vents
- Install seals on bottoms of doors
- Install perimeter seals around doors and windows
- Insulate and seal ceiling hatch covers
- 'Zone out' rooms, e.g. bathroom and laundry

Make it good quality!

Stick on weather stripping hardly ever works. The cheap stuff will degrade and fall off in no time.

In fact, stick on weather stripping can prevent doors and windows from closing properly, which will make your draughts worse!

Go to the [ecoMaster website](#) for DIY or talk to a professional installer for high quality, permanent, aesthetic solutions to your draughts.

Warning! - Gas appliances



Unflued and open-flued gas heaters require a supply of fresh air.



Unsure? Ask a professional!



Image: Antonio Mette CC-BY-SA 4.0

Warning! Mould!



Address any mould issues before making any upgrades to your home



Get a professional opinion on how to stop mould growth



Metal windows

Mould likes to grow around and on metal (aluminium and steel) window frames

- Seal up gaps around the frame
- Keep the architraves and frames clean
- Wipe down any window condensation
- Ventilate during the day (winter) or at night (summer)



How you can seal up perimeters of doors (top and sides)



Sealing under the door

Brush (sweep) seal can seal bottom gaps and sweep smoothly over floorboards, tile etc.



A brand new home in Brunswick East!



Windows

- Double hung
- Awning
- Casement
- Shugg
(frameless)
- Aluminium
sliding
- Steel awning
or casement



Sealing up gaps, cracks and wall vents

Don't use cheap gap filler!

Fula Seal Ultra Clear is a great product for gap sealing



So many of our homes are like tents!



Local examples

Mont Albert



Glen Iris



Bad
installs





This is the low hanging fruit!

- Cost effective
- Permanent
- Passive
- Many co-benefits: health, comfort, noise, dust and smoke reductions

Check out Sustainability Victoria's Healthy Homes Program (2022) and Household Retrofit Trials (2015)